


BUILDING CODE

INGRID

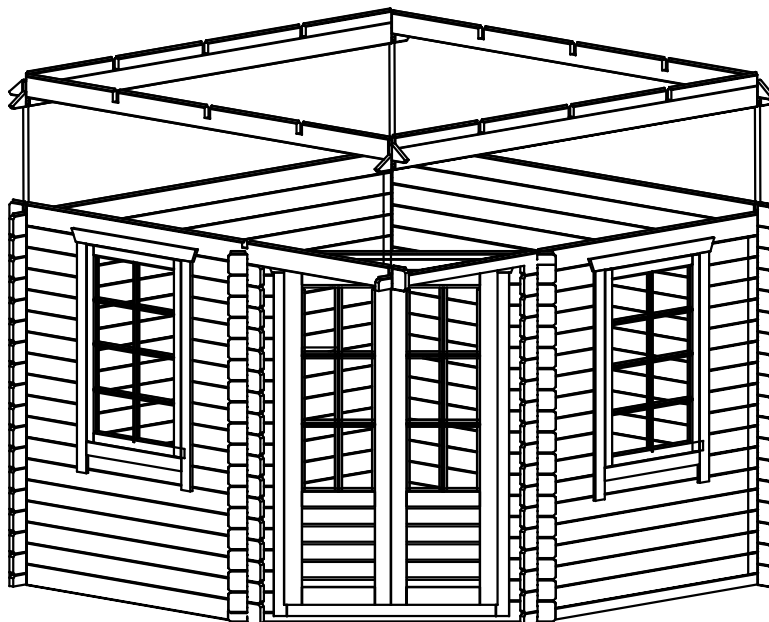
WALL LOG (mm): 28

SIZE (mm): 3000x3000

CONSTRUCCION 1



CONSTRUCCION 2



PACKAGE NR.:

MNFCT. ORDER NR.:

CONTROL 1
SIGNATURE

CONTROL 2
SIGNATURE

PAGE/PAGES: **5/6**

BUILDING CODE

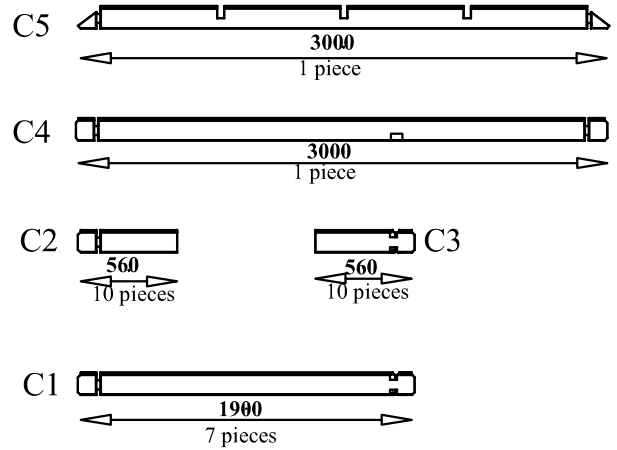
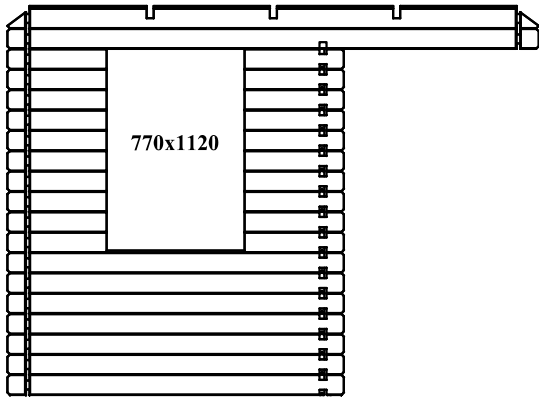
INGRID

WALL LOG (mm): 28

SIZE (mm): 3000x3000

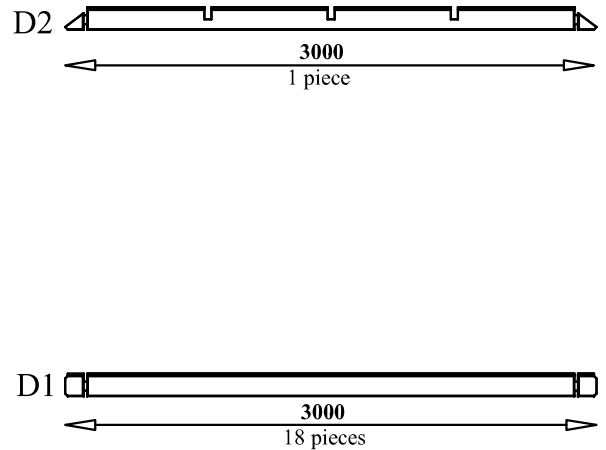

LEFT VIEW

(C)



RIGHT VIEW

(D)



PACKAGE NR.:

MNFCT. ORDER NR.:

CONTROL 1
SIGNATURE

CONTROL 2
SIGNATURE

PAGE/PAGES: **4/6**

BUILDING CODE

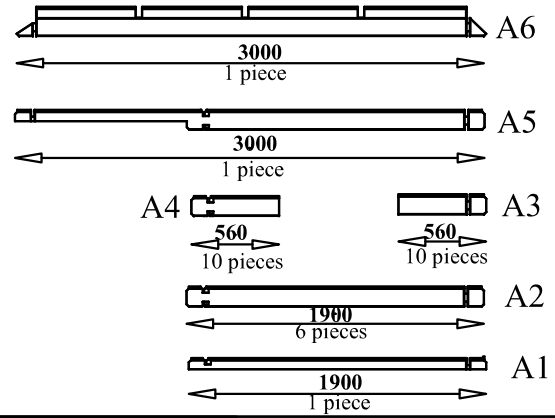
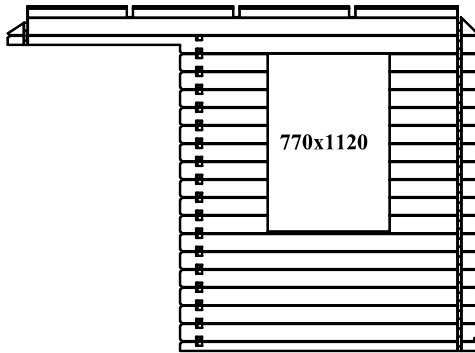
INGRID

WALL LOG (mm): 28

SIZE (mm): 3000x3000

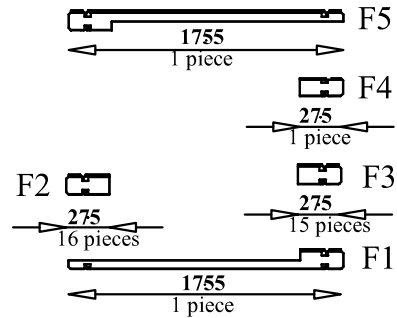
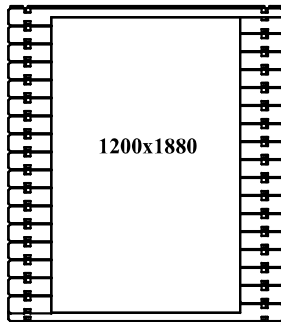
FRONT VIEW

(A)



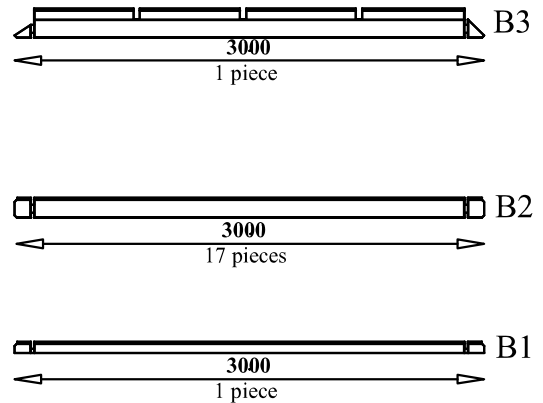

CORNER VIEW

(F)



BACK VIEW

(B)



PACKAGE NR.:

MNFCT. ORDER NR.:

CONTROL 1

CONTROL 2

SIGNATURE

SIGNATURE

PAGE/PAGES: **3/6**

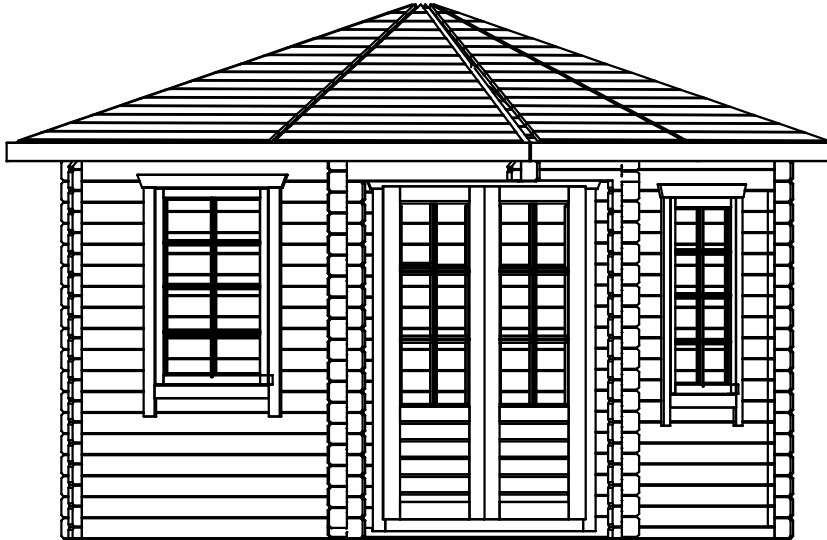
BUILDING CODE

INGRID

WALL LOG (mm): 28

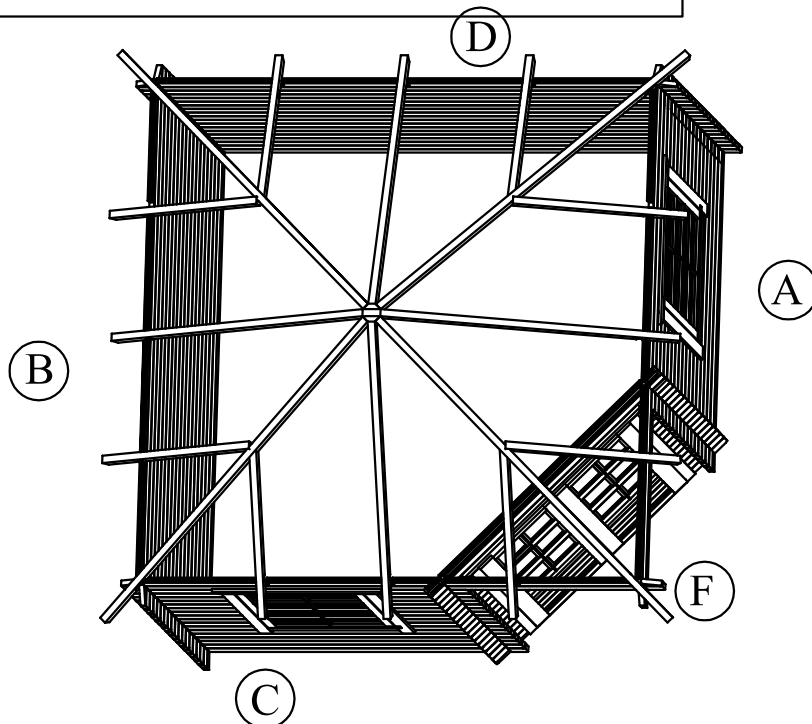
SIZE (mm): 3000x3000

ISOMETRIC VIEW



TOP VIEW

A-FRONT
B-BACK
C-LEFT
D-RIGHT
F-CORNER



PACKAGE NR.:

MNFCT. ORDER NR.:

CONTROL 1
SIGNATURE

CONTROL 2
SIGNATURE

PAGE/PAGES: **2/6**

BUILDING CODE

INGRID

WALL LOG (mm): 28

SIZE (mm): 3000x3000

COMPONENT SPECIFICATION

NUMBER	COMPONENT FUNCTION	COMPONENT CODE	VIEW	SIDE VIEW	DIMENSIONS (mm)			QUANTITY (psc.)
					LENGHT	WIDTH	THICKNESS	
1	Wall board	A2			1900	115	28	6
2	Wall board	A3			560	115	28	10
3	Wall board	A4			560	115	28	10
4	Wall board	A5			3000	115	28	1
5	Wall board	A6			3000	115	28	1
6	Wall board	B2, D1			3000	115	28	35
7	Wall board	B3			3000	115	28	1
8	Wall board	C1			1900	115	28	7
9	Wall board	C2			560	115	28	10
10	Wall board	C3			560	115	28	10
11	Wall board	C4			3000	115	28	1
12	Wall board	C5			3000	115	28	1
13	Wall board	D2			3000	115	28	1
14	Wall board	F1			1755	115	28	1
15	Wall board	F2			275	115	28	16
16	Wall board	F3			275	115	28	15
17	Wall board	F4			275	115	28	1
18	Wall board	F5			1755	115	28	1
19	Wall board							
20	Wall board	A1			1900	60	28	1
21	Wall board	B1			3000	60	28	1
22	Roof board						19	8
23	Window				770	1120		2
24	Door				1200	1880		1
25	Roof cover fixture				3300	100	16	4
26	Beam				2330	60	40	4
27	Beam				1785	60	40	4
28	Beam				1010	60	40	8
29	Octagon							1
30								
31								
32								
33								
34								
35								
36								
37								
38								
39								
40								

PACKAGE NR.:

MNFCT. ORDER NR.:

CONTROL 1

CONTROL 2

PAGE/PAGES:

1/6

SIGNATURE

SIGNATURE